

Existing Ground Floor Plan

CHALLONER CT

NORTH END ROAD






MAIN ENTRY

Main Fire Exit

Main Entry

Main Entry

Scale: 1:100
 Date: 15/10/2014
 CHALLONER WAY
 CHALLONER WAY
 CHALLONER WAY

-  LICENSED ROOF
-  FIRE EXIT
-  AVAILABLE LIGHTING
-  FIRE ESCAPE
-  TOILETS



CHALLONER WAY
 CHALLONER WAY
 CHALLONER WAY